

CHROME CORE® 13-XP

Type analysis

Single figures are nominal except where noted

Iron	Balance	Chromium	12.50 to 13.50 %	Silicon	1.20 to 1.80 %
Molybdenum	0.50 to 1.00 %	Vanadium	0.50 to 1.00 %	Manganese (Maximum)	0.50 %
Sulfur	0.20 to 0.40 %	Carbon (Maximum)	0.03 %	Phosphorus (Maximum)	0.030 %

Forms manufactured

Bar-Rounds

Strip

Description

Chrome Core 13-XP is a controlled chemistry, free machining, ferritic 13% chromium alloy that is a candidate for use in magnetic components where corrosion resistance superior to pure iron, low carbon steel, and silicon-iron alloys is desired. The alloy improved magnetic responses along with comparable corrosion resistances when compared to 18% Cr ferritic stainless steels.

Key Properties:

- High corrosion resistance
- Extended shelf life
- High permeability
- High induction
- Low high frequency core loss

Markets:

- Automotive
- Industrial
- Consumer
- Medical

Applications:

- Fuel injectors
- Fuel pump motor laminations
- ABS solenoids
- Haptics
- Audio
- High speed motors

> CHROME CORE 13-XP

Corrosion resistance

The corrosion resistance of Chrome Core 13-XP was evaluated in several environments along with other soft magnetic ferritic stainless steels.

Salt spray testing

The results of salt spray testing performed in 5% neutral salt spray at 95°F (35°C) for 200 hours (ASTM B-117) are found in the table entitled "Salt Spray Testing – Various Alloys." The Chrome Core 13-XP exhibited time to first rust comparable to Chrome Core 18-FM that has much higher chromium content. The rust ratings after 200 hours again show that Chrome Core 13-XP exhibits performance comparable to the higher alloyed Chrome Core 18-FM and is superior to Type 430 and 430FR alloys.

Corrosive water testing

The same alloys were also tested in a corrosive water environment consisting of 3000 ml distilled water, 5 ml ethyl acetate, 1 ml glacial acetic acid, 0.1 g NaCl, and 0.1 g Na₂SO₄ at room temperature and boiling. This environment is the corrosive component found in most ethanol fuels. The corrosion rates were determined after 24 hours and again after an additional 168 hours (192 hours total). The most significant differences in corrosion rates were found after 24 hours at room temperature as shown in the table entitled "Corrosive Water Testing – Various Alloys." This test also shows that the Chrome Core 13-XP is comparable to Chrome Core 18-FM and is superior to the other ferritic stainless steels tested.

E85 fuel testing

Immersion testing was also conducted in E85A (85% ethanol, 15% gasoline) at 140°F (60°C) for 1000 hours. All alloys exhibited a negligible weight loss after testing and actual corrosion rates were not determined.

IMPORTANT NOTE:

The following 4-level rating scale is intended for comparative purposes only. Corrosion testing is recommended; factors that affect corrosion resistance include temperature, concentration, pH, impurities, aeration, velocity, crevices, deposits, metallurgical condition, stress, surface finish, and dissimilar metal contact.

Nitric Acid	Moderate	Sulfuric Acid	Restricted
Phosphoric Acid	Restricted	Acetic Acid	Restricted
Sodium Hydroxide	Moderate	Salt Spray (NaCl)	Moderate
Humidity	Good		

> CHROME CORE 13-XP

CORROSIVE WATER TESTING RESULTS — VARIOUS ALLOYS

3000 ML DISTILLED WATER, 5 ML ETHYL ACETATE, 1 ML GLACIAL ACETIC ACID, 0.1G NaCl, AND 0.1G Na₂SO₄

ALLOY	CORROSION RATE, MPY			
	ROOM TEMPERATURE 24 HOURS	ROOM TEMPERATURE 192 HOURS	BOILING 24 HOURS	BOILING 192 HOURS
Chrome Core 13-XP	0.0/0.0	0.0/0.0	0.2/0.2	0.0/0.0
Chrome Core 18-FM	0.0/0.0	0.1/0.1	0.0/0.20	0.0/0.0
Type 430F Solenoid Quality	0.0/0.0	0.0/0.0	0.3/0.5	0.2/0.2
Chrome Core 12-FM	4.3/3.4	1.0/0.7	2.4/1.8	0.5/0.5
Chrome Core 13-FM	5.7/6.5	1.4/1.0	3.3/2.5	0.2/0.2

Corrosion rate measured after 24 hours and then after an additional 168 hours.

SALT SPRAY RESISTANCE (PASSIVATED) — VARIOUS ALLOYS

200 HOURS ASTM B-117 5% NEUTRAL SALT SPRAY

ALLOY	TIME FOR FIRST RUST (H)	VISUAL APPEARANCE AFTER 200 HOURS
Chrome Core 13-XP	48	5 to 10 % rust
	24	10 to 20 % rust
Chrome Core 18-FM	48	10 to 20 % rust
	72	10 to 20 % rust
Type 430F Solenoid Quality	2	60 to 80 % rust
	1	> 80 % rust
Chrome Core 13-FM	3	40-60% rust
	1	> 80 % rust
Chrome Core 12-FM	1	> 80 % rust
	1	> 80 % rust

Samples passivated prior to testing (alkaline-acid-alkaline method).

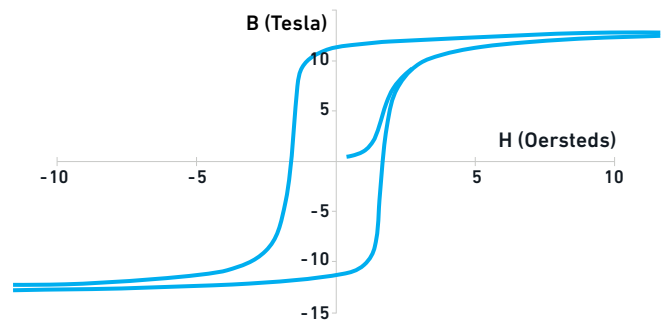
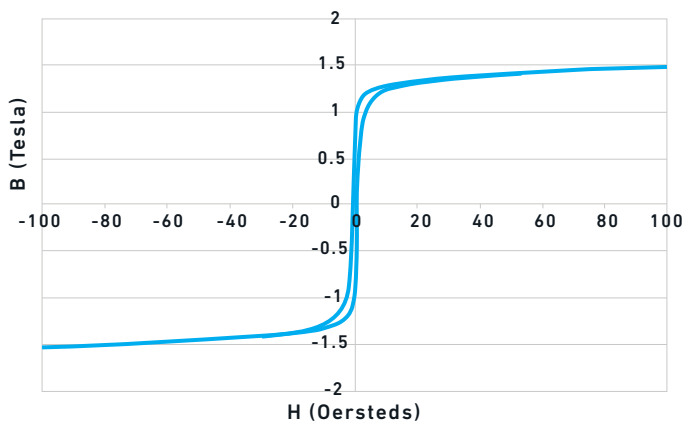
Physical properties

PROPERTY	At or From	English Units	Metric Units
DENSITY	—	0.2751 lb/in ³	7615 kg/m ³
MODULUS OF ELASTICITY (E)	—	27.0 x 10 ³ ksi	186.16 GPa
ELECTRICAL RESISTIVITY	70°F (21°C)	489.8 ohm-cir-mil/ft	81.4 microohm-cm

> CHROME CORE 13-XP

Magnetic properties

BH CURVE — CHROME CORE 13-XP, BAR-ROUNDS



COMPARISON OF PHYSICAL/MAGNETIC PROPERTIES

ALLOY	SATURATION FLUX DENSITY Bs, (Tesla)	MAXIMUM PERMEABILITY	RESISTIVITY $\mu\Omega$ -MM	MICROOHM-CM	COERCIVITY Hc (A/m)
Chrome Core 13-XP	1.7	3300	814	81	127
Chrome Core 13-FM	1.7	2900	779	78	140
Chrome Core 12-FM	1.7	3100	570	57	200
Chrome Core 18-FM	1.5	1500	755	76	199
Type 430F Solenoid Quality	1.56	3300	760	76	200

Values represent typical properties and actual values may vary depending upon bar diameter.

SATURATION FLUX DENSITY

17000 G

17 kG

1.7 T

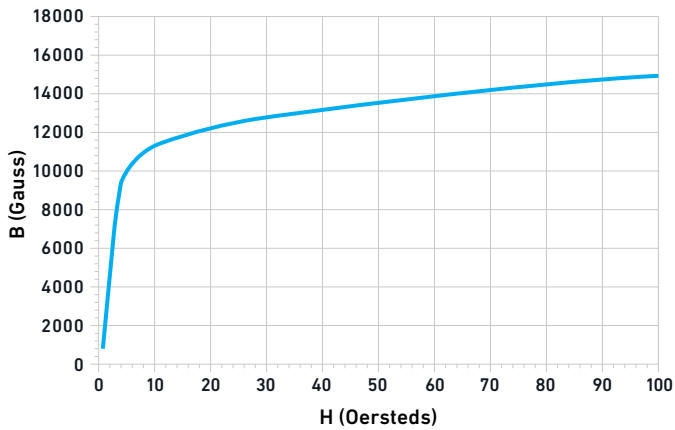
COERCIVITY

1.60 Oe

MAXIMUM PERMEABILITY

3200

> CHROME CORE 13-XP

BH CURVE — CHROME CORE 13-XP, STRIP


SATURATION FLUX DENSITY	17000 G	17 kG	1.7 T
COERCIVITY	1.40 Oe		
MAXIMUM PERMEABILITY	2600		

Typical mechanical properties

0.471 IN DIAMETER BAR						
Annealed for optimum magnetic properties	0.2% YIELD STRENGTH		ULTIMATE TENSILE STRENGTH		ELONGATION IN 2 IN (50 MM)	REDUCTION IN AREA
	ksi	MPa	ksi	MPa	%	%
	45	310	70	483	35	50

0.004 IN STRIP						
	0.2% YIELD STRENGTH		ULTIMATE TENSILE STRENGTH		ELONGATION IN 2 IN (50 MM)	REDUCTION IN AREA
	ksi	MPa	ksi	MPa	%	%
	57	390	77	530	24	—

> CHROME CORE 13-XP

Heat treatment

<p>Annealing, bar-rounds</p>	<p>Anneal at a temperature of 850°C ± 14°C (1560°F ± 25°F) for 2 to 4 hours. Annealing temperatures above 880°C (1616°F) should be avoided because of potential degradation of the magnetic properties.</p> <p>The cooling rate after the anneal is not critical, although rapid cooling and quenching may induce stresses that impair the magnetic characteristics.</p> <p>Any inert annealing atmosphere such as vacuum, inert gases, or dry forming gas is satisfactory. Attempts to decarburize the alloy using a wet hydrogen atmosphere are not recommended. Similar heat treating practices can be used to soften the alloy for further forming.</p>
<p>Annealing, strip</p>	<p>No heat treatment required.</p>

Workability and other information

<p>Cold working</p>	<p>Chrome Core 13-XP can be formed and cold drawn. Cold work will increase the hardness and degrade the magnetic properties. Because it is free machining, this alloy will withstand less cold work than non-free machining ferritic alloys and is not recommended for parts produced by large amounts of cold deformation.</p>
<p>Weldability</p>	<p>Chrome Core 13-XP is not recommended for most arc welding or oxyacetylene welding processes due to the free machining nature of the alloy. Solid state welding, such as friction or inertia welding, as well as high-energy processes, such as laser and electron beam welding, may be satisfactory. Post-weld heat treatment is desirable for toughness and magnetic performance. Use of austenitic stainless steel filler metal is not recommended due to the magnetic air gap created.</p>

**For additional information, please
contact your nearest sales office:**

electrification@cartech.com | 610 208 2000

The information and data presented herein are typical or average values and are not a guarantee of maximum or minimum values. Applications specifically suggested for material described herein are made solely for the purpose of illustration to enable the reader to make their own evaluation and are not intended as warranties, either express or implied, of fitness for these or other purposes. There is no representation that the recipient of this literature will receive updated editions as they become available.

Unless otherwise specified, registered trademarks are property of CRS Holdings Inc., a subsidiary of Carpenter Technology Corporation.
